

**BAXI**  
Make it easy



ErP Compliant 

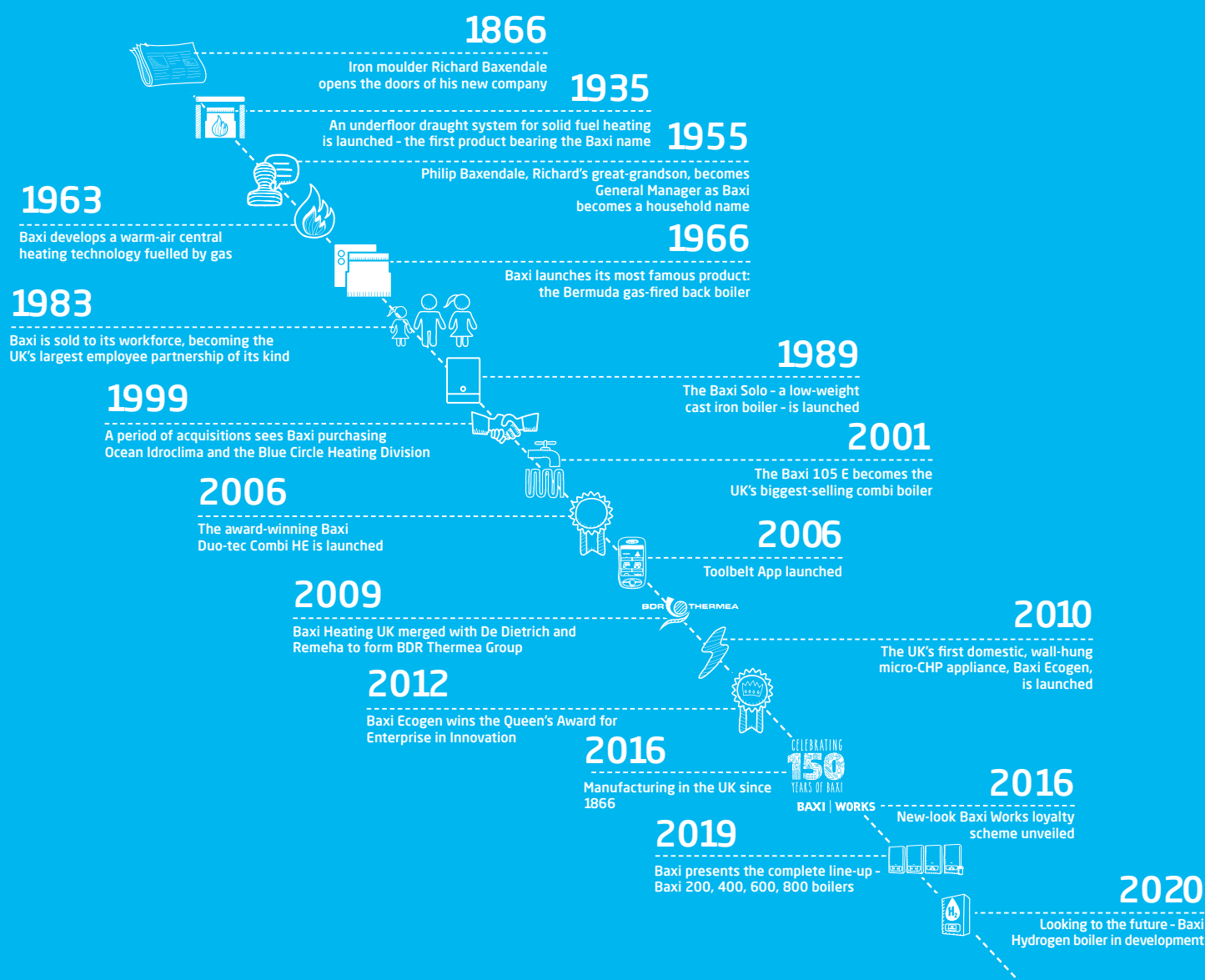
# Baxi range guide

# A brand you can trust

Baxi has been manufacturing in the UK for over 150 years. It has a heritage of providing cutting edge heating products for homes and is the best known boiler manufacturer amongst homeowners.<sup>†</sup>

We continue to invest in the business to provide reliable and sustainable energy efficient heating and hot water products, backed by industry-leading customer support, nationwide availability of parts and hands-on training delivered by our own experts.

## A brief history of Baxi



<sup>†</sup>According to independent research.

# Baxi make it easy



We are committed to making your experience with Baxi as easy as possible.

## Reliability

Every Baxi boiler we make has to pass a full function test using gas, water and electricity, before it leaves the production line. If it doesn't pass with 100%, it doesn't leave the factory.

## Warranty

We are so confident in the reliability of our boilers that we provide free of charge parts and labour warranties\* up to 10 years. This provides peace of mind for both you and your customers. Our warranty terms and conditions are easy to understand and have been approved by the Plain English Campaign.

## Efficiency

Baxi boilers meet or exceed the efficiency requirements of the Building Regulations. They also meet the standards for energy performance required to be Energy Saving Trust Endorsed. This means your customers know they will be able to save money and energy.

## Support

We are there for you when you need us. Our technical helpline advisers have many years' experience and will talk you through, step by step, if you need help while installing or maintaining a boiler. And we have a nationwide network of Gas Safe registered engineers, fully trained on our products, if you need them, even for same or next day visits\*\*

Call Baxi Customer Support: 0344 871 1525

## Easy to install

Our boilers come with a wall bracket and preformed copper tails to save you time and money. Our combi boilers are compatible with the simple to fit Baxi IFOS in-flue outdoor sensor, making it easy for you to comply with Boiler Plus.

\*Terms and conditions apply.

\*\*For members of Baxi Works, depending on membership level.

# THE COMPLETE LINE-UP.

Baxi pres

## BAXI 200 COMBI



### Baxi 200 Combi

- Outputs 24 & 28kW
- Compact cupboard fit
- 26kg lift weight
- Simple hanging bracket
- Optional stand-off frame
- Centre flue
- Baxi uSense compatible
- Compatible with Multifit IFOS

## BAXI 400 COMBI & HEAT



### Baxi 400 Combi

- Outputs 24 & 28kW
- 28kW LPG
- Compact cupboard fit
- 26kg lift weight
- Simple hanging bracket
- Optional stand-off frame
- Centre flue
- Baxi uSense compatible
- Compatible with Multifit IFOS



### Baxi 400 Heat

- Outputs 15, 18, 24kW
- Compact cupboard fit
- 17.5kg lift weight
- Wall mounting plate
- No pump overrun or permanent live required
- Central top flue or in-case rear flue option
- Extremely quiet in operation

## BAXI 600 COMBI, SYSTEM



### Baxi 600 Combi

- Outputs 24, 30 & 36kW
- 24, 30 & 36kW LPG
- Compact cupboard fit
- 29.5kg lift weight
- Simple hanging bracket
- Built in stand-off frame
- Brass hydraulics block
- Centre flue
- Easy-Fill permanent filling link
- Baxi uSense compatible
- Compatible with Multifit IFOS



### Baxi 600 System

- Outputs 15, 18, 24kW
- 24kW LPG
- Compact cupboard fit
- 28.1kg lift weight
- Built in stand-off frame
- Front access
- Brass hydraulics block
- Centre flue
- Compatible with Multifit IFOS

<sup>†</sup>Terms and conditions apply. See [www.baxi.co.uk](http://www.baxi.co.uk) for details.

ents to you the complete line up. A product solution for every customer.

M & HEAT

BAXI 800  
COMBI, SYSTEM & HEAT



#### System

5, 18 & 24kW  
Compact cupboard fit  
Light weight  
Built-in stand-off frame  
Access to all components  
Brass hydraulics block  
Compatible with Multifit IFOS

#### Baxi 600 Heat

- Outputs 13, 16, 19, 25 & 30kW
- Compact cupboard fit
- 17.4 to 19.5kg lift weight
- Wall mounting plate
- No pump overrun or permanent live required
- Central top flue or in-case rear flue option
- Extremely quiet in operation

#### Baxi 800 Combi

- Output 25, 30 & 36kW
- Compact cupboard fit
- 29.5kg lift weight
- Compact Adey Micro2 filter included
- Simple hanging bracket
- Built in stand-off frame
- Brass hydraulics block
- Centre flue
- Easy-Fill permanent filling link
- Baxi uSense compatible
- Compatible with Multifit IFOS

#### Baxi 800 System

- Output 18 & 24kW
- Compact cupboard fit
- 28.1kg lift weight
- Compact Adey Micro2 filter included
- Simple hanging bracket
- Built in stand-off frame
- Brass hydraulics block
- Centre flue
- Compatible with Multifit IFOS

#### Baxi 800 Heat

- Outputs 16, 25 & 30kW
- Compact cupboard fit
- 17.4 to 19.5 lift weight
- Compact Adey Micro2 filter included
- Wall mounting plate
- No pump overrun or permanent live required
- Central top flue or in-case rear flue option
- Extremely quiet in operation

**BAXI**  
Make it easy

# Boiler specification matrix



	Baxi 200 Combi	Baxi 400 Combi	Baxi 400 Heat	Baxi 600 Combi
Outputs kW	24, 28	24, 28, 28LPG	15, 18, 24	24, 30, 36, 24LPG, 30LPG, 36LPG
Flow rate (@35°C rise)	9.8, 11.5	9.8, 11.5	n/a	9.8, 12.3, 15
Installer lift weight kg	26	26	17.4	29.2 to 30.5
Heat exchanger	Stainless steel	Stainless steel	Aluminium	Stainless steel
Hydraulics	Composite	Composite	n/a	Brass
Pump	Grundfos	Grundfos	n/a	Grundfos
Cupboard fit	✓ (fits in a 290mm deep cupboard)	✓ (fits in a 290mm deep cupboard)	✓ (fits in a 290mm deep cupboard)	✓ (fits in a 290mm deep cupboard)
Filling device	Optional	Rigid	Optional flexible link	Easy-Fill permanent filling link
Flue position	Top central	Top central	Top central and in-case rear	Top central
Warranty (Parts & Labour)	3 Years	5 Years	5 years	7 Years
Mounting	Hanging bracket	Hanging bracket	Hanging bracket	Hanging bracket
Expansion vessel size	7 Litres	7 Litres	N/A	7 Litres
Boiler temperature controls	CH & DHW potentiometer	CH & DHW potentiometer	CH Dial	CH & DHW potentiometer
Integral timer / receiver	Optional	Optional	✗	✗
uSense compatible	✓	✓	✗	✓ *
Sound power levels DBA	48 - 50	48 - 50	39 - 45	48 - 51

\* Via OpenTherm Wireless connection

\*\* Via 240V Switch Live connection

† Terms and conditions apply. See [www.baxi.co.uk](http://www.baxi.co.uk) for details.



Baxi 600 System	Baxi 600 Heat	Baxi 800 Combi	Baxi 800 System	Baxi 800 Heat
15, 18, 24, 24LPG	13, 16, 19, 25, 30	25, 30, 36	18, 24	16, 25, 30
n/a	n/a	10.2, 12.2, 15	n/a	n/a
28.1	17.4 to 19.5	29.2 to 30.5	28.1	17.4 to 19.5
Stainless steel	Aluminium	Stainless steel	Stainless steel	Aluminium
Brass	n/a	Brass	Brass	n/a
Grundfos	n/a	Grundfos	Grundfos	n/a
✓ (fits in a 290mm deep cupboard)	✓ (fits in a 290mm deep cupboard)	✓ (fits in a 290mm deep cupboard)	✓ (fits in a 290mm deep cupboard)	✓ (fits in a 290mm deep cupboard)
Optional	Optional flexible link	Easy-Fill permanent filling link	Optional flexible link	Optional flexible link
Top central	Top central and in-case rear	Top central	Top central	Top central and in-case rear
7 Years	7 years	10 Years	10 years	10 years
Hanging bracket	Hanging bracket	Hanging bracket	Hanging bracket	Hanging bracket
7 Litres	n/a	7 Litres	7 litres	7 litres
CH potentiometer	CH dial	CH & DHW potentiometer	CH potentiometer	CH dial
X	X	X	X	X
X	X	✓ **	X	X
46 - 51	37 - 49	48 - 51	48 - 51	39 - 49

# Baxi Platinum+ Combi



The Baxi Platinum+ Combi boiler has been designed to give premium hot water performance. It delivers a flow rate up to 16.4 litres per minute and comes with a 10 year parts and labour warranty† for complete peace of mind. In the box is a compact Adey Magnaclean Micro2 magnetic system filter to protect the heating system and boiler. It is British built with tough brass hydraulics and has an OpenTherm interface giving greater control of the boiler when installed with compatible OpenTherm controls.

## Feature

Exceptional flow rate up to 16.4 litres per minute (35°C rise)

Easy-Fill permanent filling link

Compact Adey Magnaclean Micro 2 magnetic system filter included

Built in frost thermostat

Compatible with Multifit flue kits

OpenTherm interface

Compatible with Baxi uSense

Front access to all components

## Benefit

Ideal for homes with high hot water requirements

Single spring loaded lever enables end user to top up system pressures quickly and easily

Protects the heating system and boiler

Suitable for siting in garages and lofts

Industry leading choice of bends, lengths and accessories

Gives greater control of the boiler when installed with compatible OpenTherm controls

Heating can be operated via a smart device

Easy to service and maintain

† Subject to registration and an annual service. Terms and conditions apply. Visit [baxi.co.uk/warranty](http://baxi.co.uk/warranty)



# Baxi Platinum+ Combi

Platinum+ 40  
7731616

Sales code (boiler only)		
<b>Gas</b>		
Natural gas		✓
Propane LPG		N/A
Inlet supply pressure (natural gas)	mbar (nominal)	20
Maximum Gas Rate (G20) Qmax	m <sup>3</sup> /hr	4.36
Heat input CH	kW (max) Gross (QnHs)	36.4
	kW (min) Gross (QnHs)	11
Heat output CH (non-condensing)	kW (Max) (Pn)	32
	kW (Min) (Pn)	9.6
Heat output CH (condensing)	kW (Max) (Pnc)	34.4
	kW (Min) (Pnc)	12.1
Heat input domestic hot water (DHW)	kW max gross (QnHs)	45.7
Heat output domestic hot water (DHW)	kW max	40
Water heating efficiency class		A
<b>Electrical</b>		
Permanent live required		✓
External fuse rating	Amps	3
Pump overrun		✓
Integral 'boiler only' frost thermostat		✓
<b>Hydraulic</b>		
Maximum DHW flow rate (Delta T @ 35°C rise)	l/min	16.4
Minimum DHW flow rate required	l/min	2
Minimum operating DHW pressure required	bar	0.5
Integral expansion vessel	Size (litres)	10
Maximum capacity of CH system	Litres	125
Integral automatic bypass		✓
<b>Weights</b>		
Installer lift weight (boiler)	(kg)	42.2

## What's in the box?

Baxi Platinum+ Combi boiler



Pre-plumbing jig



Adey  
Magnaclean  
Micro2



Easy-Fill  
permanent  
filling link



Literature and  
fittings pack



Copper pipe tails

- CH 22mm
- DHW 15mm
- Ga 15mm
- Condense 21.5mm
- Safety discharge pipe connection 15mm

## What's inside?



## Dimensions

A width 450mm  
B height 780mm  
C depth 345mm

## Service clearances

D side 5mm\*  
E upper 200mm (300mm if using 80/125 flueing system)  
F lower 150mm\*  
G front 5mm\*†

\* These are minimum recommended dimensions,  
greater clearance will aid installation and maintenance

† 450mm for servicing purposes

# Baxi Platinum+ System



The Baxi Platinum+ System boiler is the perfect choice for homes with a high demand for hot water. It has easy to use controls and is backed by a 10 year warranty†, giving you peace of mind. In the box is a compact Adey Magnaclean Micro2 magnetic system filter to protect the heating system and boiler.

## Feature

10 year parts and labour warranty†

Output 32kW

Adey Micro2 compact system filter

Pre-plumbing jig and preformed copper tails

Built-in frost thermostat

Front access to all components

Compatible with Megafluo cylinders

Compatible with Multifit flue kits

## Benefit

For complete peace of mind

To suit larger property sizes

Industry leading for total peace of mind

Easy to install, saving time and money

Suitable for siting in garages and lofts

Easy to service and maintain

For industry leading hot water performance

Industry-leading choice of lengths, bends and accessories

† Subject to registration and an annual service. Terms and conditions apply. Visit [baxi.co.uk/warranty](http://baxi.co.uk/warranty)


# Baxi Platinum+ System

Sales code (boiler only)			Platinum+ 32
			7753173
<b>Gas</b>			
Natural gas			✓
Propane LPG			N/A
Inlet supply pressure (natural gas)	mbar (nominal)		20
Maximum Gas Rate (G20) Qmax	m3/hr		3.48
Heat input CH	kW (max) Gross (QnHs)		36.4
	kW (min) Gross (QnHs)		10.8
Heat output CH (non-condensing)	kW (Max) (Pn)		32
	kW (Min) (Pn)		9.4
Heat output CH (condensing)	kW (Max) (Pnc)		34.4
	kW (Min) (Pnc)		10.2
<b>Electrical</b>			
Permanent live required			✓
External fuse rating	Amps		3
Pump overrun			✓
Integral 'boiler only' frost thermostat			✓
<b>Hydraulic</b>			
Integral expansion vessel	Size (litres)		10
Maximum capacity of CH system	Litres		125
Integral automatic bypass			✓
<b>Weights</b>			
Installer lift weight (boiler)	(kg)		38.4

## What's in the box?

Baxi Platinum+ System boiler

Pre-plumbing jig



Adey  
Magnaclean  
Micro2



Literature and  
fittings pack



Copper pipe tails

- CH 22mm
- DHW 15mm
- Ga 15mm
- Condense 21.5mm
- Safety discharge pipe connection 15mm

## What's inside?



## Dimensions

## Service clearances

A width	450mm	D side	5mm*
B height	780mm	E upper	200mm (300mm if using 80/125 flueing system)
C depth	345mm	F lower	150mm*
		G front	5mm*†
* These are minimum recommended dimensions, greater clearance will aid installation and maintenance			
† 450mm for servicing purposes			

# Baxi 800 Combi



The Baxi 800 Combi has a 10 year parts and labour warranty<sup>†</sup> and includes a compact Adey Magnaclean Micro2 magnetic system filter to protect the boiler and heating system. The boiler is small enough to fit into a 290mm deep cupboard, has a built in pipes behind facility within the boiler casing and brass hydraulics.

## Feature

Outputs 25kW, 30kW, 36kW

Compact Adey Magnaclean Micro 2 magnetic system filter included

Compact cupboard fit

OpenTherm interface

Compatible with Baxi uSense

Simple hanging bracket

Pipes behind facility within the boiler casing

Top central flue

## Benefit

To meet different end user hot water requirements (up to 15 litres per minute)

Protects the heating system and boiler

Can be installed in a 290mm deep cupboard

Gives greater control of the boiler when installed with compatible OpenTherm controls

Heating can be operated via a smart device

Easy to install giving greater flexibility of pipework connections

Save time, space and money by piping behind within the footprint of the boiler

Easy to replace old boiler, saving time

<sup>†</sup> Subject to registration and an annual service. Terms and conditions apply. Visit [baxi.co.uk/warranty](http://baxi.co.uk/warranty)

# Baxi 800 Combi

		825 Combi 7732189	830 Combi 7731874	836 Combi 7731705
Sales code (boiler only)				
<b>Gas</b>				
Natural gas		✓	✓	✓
Propane LPG		N/A	N/A	N/A
Inlet supply pressure (natural gas)	mbar (nominal)	20	20	20
Maximum Gas Rate (G20) Q <sub>max</sub>	m <sup>3</sup> /hr	2.71	3.26	3.81
Heat input CH	kW (max) Gross (Q <sub>nHs</sub> )	22.9	22.9	28.6
	kW (min) Gross (Q <sub>nHs</sub> )	6.9	6.9	7.4
Heat output CH (non-condensing)	kW (Max) (P <sub>n</sub> )	20	20	25
	kW (Min) (P <sub>n</sub> )	6.1	6.1	6.7
Heat output CH (condensing)	kW (Max) (P <sub>nc</sub> )	21.2	21.2	26.4
	kW (Min) (P <sub>nc</sub> )	6.7	6.7	6.7
Heat input domestic hot water (DHW)	kW max gross (Q <sub>nwHs</sub> )	28.6	34.3	40.8
Heat output domestic hot water (DHW)	kW max	25	30	36
Water heating efficiency class		A	A	A
<b>Electrical</b>				
Permanent live required		✓	✓	✓
External fuse rating	Amps	3	3	3
Pump overrun		✓	✓	✓
Integral 'boiler only' frost thermostat		✓	✓	✓
<b>Hydraulic</b>				
Maximum DHW flow rate (Delta T @ 35°C rise)	l/min	9.8	11.5	15.0
Minimum DHW flow rate required	l/min	2	2	2
Minimum operating DHW pressure required	bar	0.5	0.5	0.5
Integral expansion vessel	Size (litres)	7	7	7
Maximum capacity of CH system	Litres	100	100	100
Integral automatic bypass		✓	✓	✓
<b>Weights</b>				
Installer lift weight (boiler)	(kg)	29.2	29.2	30.2

## What's in the box?

Baxi 800 Combi boiler



Wall mounting bracket



Adey Magnaclean Micro2



Easy-Fill permanent filling link



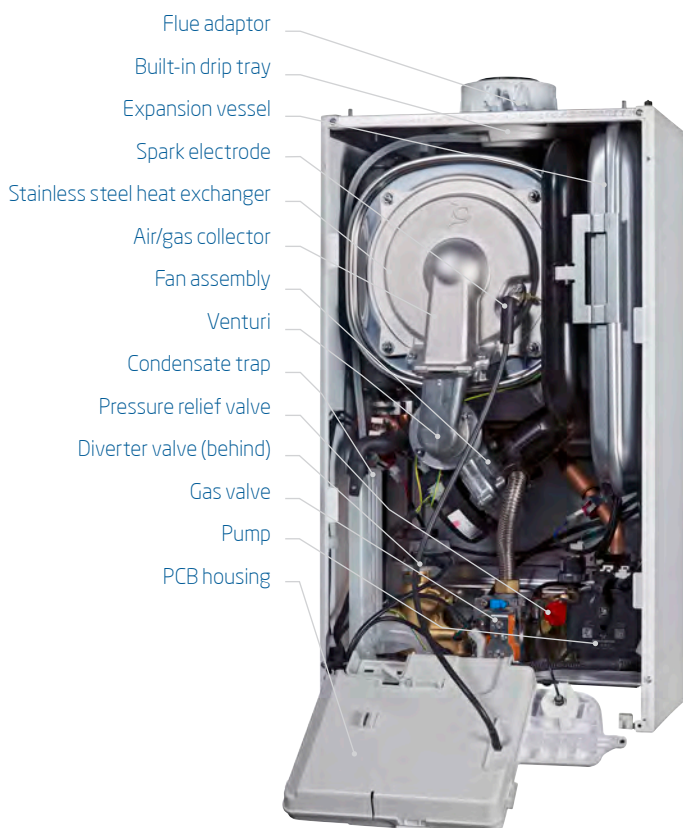
Literature and fittings pack



Copper pipe tails

- CH 22mm
- DHW 15mm
- Ga 15mm
- Condense 21.5mm
- Safety discharge pipe connection 15mm

## What's inside?



## Dimensions

A width 390mm  
B height 700mm  
C depth 285mm

## Service clearances

D side 5mm\*  
E upper 178mm\*  
F lower 200mm\*  
G front 5mm\*†

\* These are minimum recommended dimensions, greater clearance will aid installation and maintenance  
† 450mm for servicing purposes

**BAXI**  
Make it easy



# Baxi 800 System



COMPACT  
CUPBOARD  
FIT

BRASS  
HYDRAULICS

COMPATIBLE  
WITH  
MEGAFLO  
CYLINDERS



The Baxi 800 System has a 10 year parts and labour warranty† and includes a compact Adey Magnaclean Micro2 magnetic system filter to protect the boiler and heating system. The boiler is small enough to fit into a 290mm deep cupboard, has a built in pipes behind facility within the boiler casing and brass hydraulics. It is compatible with Megaflo Eco cylinders, making it the perfect choice for homes with high demand for hot water.

## Feature

Outputs 18kW and 24kW

Compact Adey Magnaclean Micro 2 magnetic system filter included

Compact cupboard fit

Simple hanging bracket

Pipes behind facility within the boiler casing

Fully modulating and highly efficient

Top central flue

Brass hydraulics block

Front access to all components

Compatible with Multifit flue kits

## Benefit

An output and model for most sizes of property

Protects the heating system and boiler

Can be installed in a 290mm deep cupboard

Easy to install giving greater flexibility of pipework connections

Save time, space and money by piping behind within the footprint of the boiler

Boiler intelligently uses the right amount of fuel to meet the set central heating temperatures, saving money on fuel bills

Easier to replace old boiler, saving time

Trusted and robust

Saves time when servicing

Industry leading choice of bends, lengths and accessories

† Subject to registration and an annual service. Terms and conditions apply. Visit [baxi.co.uk/warranty](http://baxi.co.uk/warranty)

# Baxi 800 System

		818 System 7728645	824 System 7728289
Sales code (boiler only)			
<b>Gas</b>			
Natural gas		✓	✓
Propane LPG		N/A	N/A
Inlet supply pressure (natural gas)	mbar (nominal)	20	20
Maximum Gas Rate (G20) Qmax	m <sup>3</sup> /hr	1.96	2.61
Heat input CH	kW (max) Gross (QnHs)	20.6	20.6
	kW (min) Gross (QnHs)	5.2	5.2
Heat output CH (non-condensing)	kW (Max) (Pn)	18	24
	kW (Min) (Pn)	4.5	4.5
Heat output CH (condensing)	kW (Max) (Pnc)	19.4	25.8
	kW (Min) (Pnc)	4.9	4.9
<b>Electrical</b>			
Permanent live required		✓	✓
External fuse rating	Amps	3	3
Pump overrun		✓	✓
Integral 'boiler only' frost thermostat		✓	✓
<b>Hydraulic</b>			
Integral expansion vessel	Size (litres)	7	7
Maximum capacity of CH system	Litres	100	100
Integral automatic bypass		N/A	N/A
<b>Weights</b>			
Installer Lift Weight (boiler)	(kg)	27.7	27.7

## What's in the box?

Baxi 800 System boiler



Wall mounting bracket



Adey  
Magnaclean  
Micro2



Literature and  
fittings pack



Copper pipe tails

- CH 22mm
- DHW 15mm
- Ga 15mm
- Condense 21.5mm
- Safety discharge pipe connection 15mm

## What's inside?



## Dimensions

A width 390mm  
B height 700mm  
C depth 285mm

## Service clearances

D side 5mm\*  
E upper 178mm\*  
F lower 200mm\*  
G front 5mm\*†

\* These are minimum recommended dimensions,  
greater clearance will aid installation and maintenance  
† 450mm for servicing purposes

**BAXI**  
Make it easy

# Baxi 800 Heat



**ONLY  
17.4kg**  
(16kW & 25kW)

**COMPACT  
CUPBOARD  
FIT**

**COMPATIBLE  
WITH  
MEGAFLO  
CYLINDERS**



The Baxi 800 Heat has a 10 year parts and labour warranty† and includes a compact Adey Magnaclean Micro2 magnetic system filter to protect the boiler and heating system. With an output to suit every size of home, top or rear flue option, no need for a pump overrun or permanent live and a lift weight from just 17.4kg, this powerful boiler can be installed on open vent or sealed systems, making it the perfect choice for homes with a high demand for hot water.

## Feature

Outputs 16kW, 25kW and 30kW

10 year parts and labour warranty†

Adey Micro2 compact system filter

17.4kg installer lift weight (16kW & 25kW)

Compact cupboard fit

No pump overrun or permanent live required

Suitable for fully pumped open vent or sealed systems

Very quiet in operation

Easy fit wall mounting bracket

Front and side access

## Benefit

To suit most property sizes

For total peace of mind

Industry leading for total peace of mind

The lightest boiler available in the UK\*\*

Can be installed in a 290mm deep cupboard

Saves time and money during installation, and less disruption for the householder

For installation flexibility

Minimal disturbance during use

Robust with a positive fix and audible lock so you know it's secure

Servicing is easier and quicker, and no special tools are required

† Subject to registration and an annual service. Terms and conditions apply. Visit [baxi.co.uk/warranty](http://baxi.co.uk/warranty)

\*\* As at October 2018



# Baxi 800 Heat

		816 Heat	825 Heat	830 Heat
Sales code (boiler only)		7749866	7749868	7749869
<b>Gas</b>				
Natural gas		✓	✓	✓
Propane LPG		N/A	N/A	N/A
Inlet supply pressure (natural gas)	mbar (nominal)	20	20	20
Heat input CH	kW (max) Gross (Q <sub>nHs</sub> )	18.32	28.62	34.35
	kW (min) Gross (Q <sub>nHs</sub> )	8.59	8.59	8.59
Heat output CH (non-condensing)	kW (Max) (P <sub>n</sub> )	16	25	30
	kW (Min) (P <sub>n</sub> )	7.5	7.5	7.5
<b>Electrical</b>				
Permanent live required		X	X	X
External fuse rating	Amps	3	3	3
Pump overrun		X	X	X
<b>Weights</b>				
Installer Lift Weight (boiler)	(kg)	17.4	17.4	19.5

## What's in the box?

Baxi 800 Heat boiler



Wall mounting bracket



Top flue adaptor



Adey Magnaclean Micro2



Literature and fittings pack



Copper pipe tails (gas connection and fibre washer)



Power Lead



## What's inside?



## Dimensions

A width 370mm  
B height 625mm  
C depth 270mm


## Service clearances

D side 5mm\*  
E upper 190mm\* (35mm if using rear flue)  
F lower 120mm\* (35mm in 300mm deep wall cupboard)  
G front 5mm\*†

\* These are minimum recommended dimensions, greater clearance will aid installation and maintenance  
† 500mm for servicing purposes

**BAXI**  
Make it easy

# Baxi 600 Combi



The Baxi 600 is small enough to fit into a 290mm deep cupboard, has a built in pipes behind facility within the boiler casing and brass hydraulics. It's compatible with the Baxi uSense smart thermostat and comes with a 7 year extended warranty†.

## Feature

Outputs 24kW, 30kW and 36kW

Compact cupboard fit

OpenTherm interface

Compatible with Baxi uSense

Simple hanging bracket

Fully modulating and highly efficient

Pipes behind facility within the boiler casing

Brass hydraulics block

Top central flue

## Benefit

To meet different end user hot water requirements (up to 15 litres per minute at 35°C temperature rise)

Can be installed in a 290mm deep cupboard

Gives greater control of the boiler when installed with compatible OpenTherm controls

Heating can be operated via a smart device

Easy to install giving greater flexibility of pipework connections

Boiler intelligently uses the right amount of fuel to meet the set central heating temperatures, saving money on fuel bills

Saves time, space and money by piping behind within the footprint of the boiler

Trusted and robust

Easier to replace old boiler, saving time

† Subject to registration and an annual service. Terms and conditions apply. Visit [baxi.co.uk/warranty](http://baxi.co.uk/warranty)

# Baxi 600 Combi

		624 Combi 7682194	630 Combi 7682101	636 Combi 7691350	624 LPG Combi 7703803	630 LPG Combi 7703804	636 LPG Combi 7703805
<b>Gas</b>							
Natural gas		✓	✓	✓	✗	✗	✗
Propane LPG		✗	✗	✗	✓	✓	✓
Inlet supply pressure (natural gas)	mbar (nominal)	20	20	20	37	37	37
Maximum Gas Rate (G20) Qmax	m <sup>3</sup> /hr	2.71	3.26	3.81	1.98	2.38	2.83
Heat input CH	kW (max) Gross (QnHs)	22.9	22.9	28.6	22.9	22.9	28.6
	kW (min) Gross (QnHs)	6.9	6.9	7.4	6.9	6.9	7.4
Heat output CH (non-condensing)	kW (Max) (Pn)	20	20	25	20	20	25
	kW (Min) (Pn)	6.1	6.1	6.7	6.1	6.2	6.7
Heat output CH (condensing)	kW (Max) (Pnc)	21.2	21.2	26.4	21.2	21.2	26.4
	kW (Min) (Pnc)	6.7	6.7	6.7	6.7	6.7	6.7
Heat input domestic hot water (DHW)	kW max gross (QnHs)	28.6	34.3	40.8	28.6	34.3	40.8
Heat output domestic hot water (DHW)	kW max	25	30	36	25	30	36
Water heating efficiency class		A	A	A	A	A	A
<b>Electrical</b>							
Permanent live required		✓	✓	✓	✓	✓	✓
External fuse rating	Amps	3	3	3	3	3	3
Pump overrun		✓	✓	✓	✓	✓	✓
Integral 'boiler only' frost thermostat		✓	✓	✓	✓	✓	✓
<b>Hydraulic</b>							
Maximum DHW flow rate (Delta T @ 35°C rise)	l/min	10.2	12.2	15.0	10.2	12.2	15.0
Minimum DHW flow rate required	l/min	2	2	2	2	2	2
Minimum operating DHW pressure required	bar	0.5	0.5	0.5	0.5	0.5	0.5
Integral expansion vessel	Size (litres)	7	7	7	7	7	7
Maximum capacity of CH system	Litres	100	100	100	100	100	100
Integral automatic bypass		✓	✓	✓	✓	✓	✓
<b>Weights</b>							
Installer Lift Weight (boiler)	(kg)	29.2	29.2	30.2	29.2	29.2	30.2

## What's in the box?

Baxi 600 Combi boiler



Wall mounting bracket



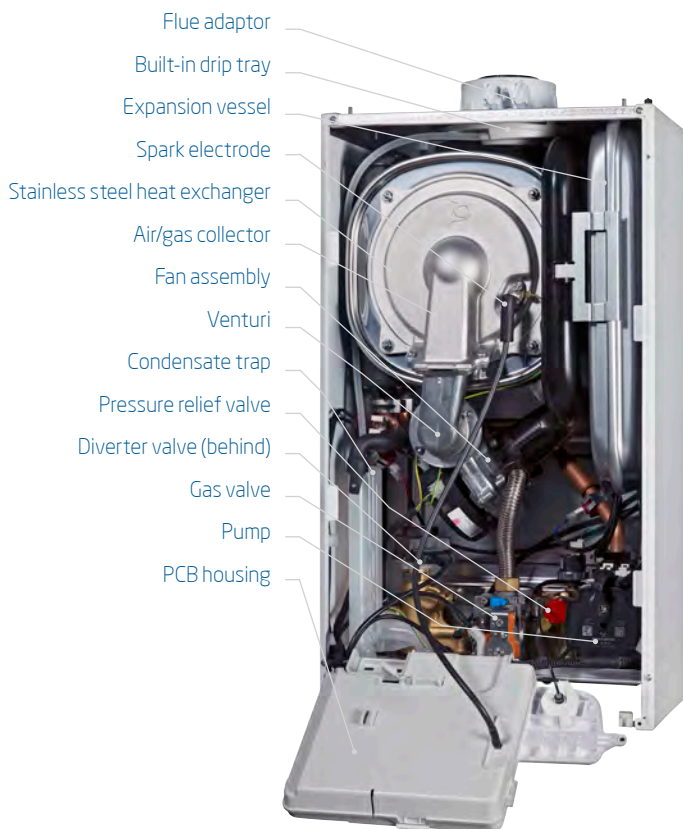
Literature and fittings pack



Copper pipe tails

- CH 22mm
- DHW 15mm
- Ga 15mm
- Condense 21.5mm
- Safety discharge pipe connection 15mm

## What's inside?



## Dimensions

A width 390mm  
B height 700mm  
C depth 285mm

## Service clearances

D side 5mm\*  
E upper 178mm\*  
F lower 200mm\*  
G front 5mm\*†

\* These are minimum recommended dimensions, greater clearance will aid installation and maintenance  
† 450mm for servicing purposes

**BAXI**  
Make it easy

# Baxi 600 System



COMPACT  
CUPBOARD  
FIT

BRASS  
HYDRAULICS

COMPATIBLE  
WITH  
MEGAFLO  
CYLINDERS



The Baxi 600 System has a 7 year parts and labour warranty<sup>†</sup> and is small enough to fit into a 290mm deep cupboard. It has a built in pipes behind facility within the boiler casing and brass hydraulics and is compatible with Megaflo Eco cylinders, making it the perfect choice for homes with high demand for hot water.

## Feature

Outputs 15kW, 18kW and 24kW

Compact cupboard fit

Simple hanging bracket

Pipes behind facility within the boiler casing

Fully modulating and highly efficient

Top central flue

Brass hydraulics block

Front access to all components

Compatible with Multifit flue kits

Extensive flue options up to 20 metres

## Benefit

An output and model for most sizes of property

Can be installed in a 290mm deep cupboard

Easy to install giving greater flexibility of pipework connections

Save time, space and money by piping behind within the footprint of the boiler

Boiler intelligently uses the right amount of fuel to meet the set central heating temperatures, saving money on fuel bills

Easier to replace old boiler, saving time

Trusted and robust

Saves time when servicing

Industry leading choice of bends, lengths and accessories

Allowing greater flexibility of siting and easy replacement

<sup>†</sup> Subject to registration and an annual service. Terms and conditions apply. Visit [baxi.co.uk/warranty](http://baxi.co.uk/warranty)

# Baxi 600 System

		615 System 7682196	618 System 7716064	624 System 7716061	624 LPG System 7716065
Sales code (boiler only)					
<b>Gas</b>					
Natural gas		✓	✓	✓	x
Propane LPG		N/A	N/A	N/A	✓
Inlet supply pressure (natural gas)	mbar (nominal)	20	20	20	37
Maximum Gas Rate (G20) Q <sub>max</sub>	m <sup>3</sup> /hr	1.64	1.96	2.61	4.95
Heat input CH	kW (max) Gross (Q <sub>GHs</sub> )	17.2	20.6	27.4	27.4
	kW (min) Gross (Q <sub>GHs</sub> )	5.2	5.2	5.2	5.2
Heat output CH (non-condensing)	kW (Max) (P <sub>n</sub> )	15	18	24	24
	kW (Min) (P <sub>n</sub> )	4.5	4.5	4.5	4.5
Heat output CH (condensing)	kW (Max) (P <sub>nc</sub> )	16.2	19.4	25.8	25.8
	kW (Min) (P <sub>nc</sub> )	4.9	4.9	4.9	4.9
<b>Electrical</b>					
Permanent live required		✓	✓	✓	✓
External fuse rating	Amps	3	3	3	3
Pump overrun		✓	✓	✓	✓
Integral 'boiler only' frost thermostat		✓	✓	✓	✓
<b>Hydraulic</b>					
Integral expansion vessel	Size (litres)	7	7	7	7
Maximum capacity of CH system	Litres	100	100	100	100
Integral automatic bypass		N/A	N/A	N/A	N/A
<b>Weights</b>					
Installer Lift Weight (boiler)	(kg)	28.1	28.1	28.1	28.1

## What's in the box?

Baxi 600 System boiler



Wall mounting bracket



Literature and fittings pack



Copper pipe tails

- CH 22mm
- Gas 22mm
- Safety discharge pipe connection 15mm

## What's inside?



## Dimensions

A width 390mm  
B height 700mm  
C depth 285mm

## Service clearances

D side 5mm\*  
E upper 178mm\*  
F lower 200mm\*  
G front 5mm\*†

\* These are minimum recommended dimensions, greater clearance will aid installation and maintenance  
† 450mm for servicing purposes

**BAXI**  
Make it easy



# Baxi 600 Heat



**ONLY  
17.4kg**

**COMPACT  
CUPBOARD  
FIT**

**COMPATIBLE  
WITH  
MEGAFLO  
CYLINDERS**



With an output to suit every size of home, top or rear flue option, no need for a pump overrun or permanent live and a lift weight of just 19.5kg, this powerful boiler can be installed on open vent or sealed systems, making it the perfect choice for homes with a high demand for hot water.

## Feature

Outputs 13kW, 16kW, 19kW, 25kW and 30kW

Only 17.4kg installer lift weight

Compact cupboard fit

No pump overrun or permanent live required

Suitable for fully pumped open vent or sealed systems

Very quiet in operation

Easy fit wall mounting bracket

Front and side access

Central top flue or in case rear flue option

Industry leading choice of flue lengths, bends and accessories

Central heating temperature control

## Benefit

To suit most property sizes

The lightest boiler available in the UK\*\*

Can be installed in a 290mm deep cupboard

Saves time and money during installation, and less disruption for the householder

For installation flexibility

Minimal disturbance during use

Robust with a positive fix and audible lock so you know it's secure

Servicing is easier and quicker, and no special tools are required

For reduced boiler footprint and improved look

Extensive flue option up to 12 meters for versatile siting and easy replacement

For ease of use maximising comfort

† Subject to registration and an annual service. Terms and conditions apply. Visit [baxi.co.uk/warranty](http://baxi.co.uk/warranty)

\*\* As at October 2018

# Baxi 600 Heat

		613 Heat 7711998	616 Heat 7711999	619 Heat 7712020	625 Heat 7712022	630 Heat 7712023
<b>Gas</b>						
Natural gas		✓	✓	✓	✓	✓
Propane LPG		N/A	N/A	N/A	N/A	N/A
Inlet supply pressure (natural gas)	mbar (nominal)	20	20	20	20	20
Heat input CH	kW (max) Gross (Q <sub>gross</sub> )	14.88	18.32	21.75	28.62	34.35
	kW (min) Gross (Q <sub>gross</sub> )	8.59	8.59	8.59	8.59	8.59
Heat output CH (non-condensing)	kW (Max) (P <sub>n</sub> )	13	16	19	25	30
	kW (Min) (P <sub>n</sub> )	7.5	7.5	7.5	7.5	7.5
<b>Electrical</b>						
Permanent live required		X	X	X	X	X
External fuse rating	Amps	3	3	3	3	3
Pump overrun		X	X	X	X	X
<b>Weights</b>						
Installer Lift Weight (boiler)	(kg)	17.4	17.4	17.4	17.4	19.5

## What's in the box?

Baxi 600 Heat boiler



Wall mounting bracket



Top flue adaptor



Literature and fittings pack



Copper pipe tails (gas connection and fibre washer)



Power Lead



## What's inside?



## Dimensions

A width 370mm  
B height 625mm  
C depth 270mm

## Service clearances

D side 5mm\*  
E upper 190mm\* (35mm if using rear flue)  
F lower 120mm\* (35mm in 300mm deep wall cupboard)  
G front 5mm\*†

\* These are minimum recommended dimensions, greater clearance will aid installation and maintenance  
† 500mm for servicing purposes

**BAXI**  
Make it easy

# Baxi 400 Combi



**COMPACT  
SIZE**

**RIGID  
FILLING  
LINK**

**OPTIONAL  
STAND  
OFF  
FRAME**



The Baxi 400 is a high efficiency boiler; simple to use and provides plenty of heating and hot water. The boiler has a rigid filling loop for a neater finish and is compatible with smart controls that are operated using a smart phone or tablet. The reliable Baxi technology is backed by a five year parts and labour warranty† for extra peace of mind.

## Feature

Outputs 24kW and 28kW
Compact size
26kg lift weight
Simple hanging bracket
Modular fan gas air unit
Rigid filling link
Optional stand off frame
Industry leading choice of flue lengths, bends and accessories
Vertical packaging
OpenTherm Interface
28kW LPG model available

## Benefit

To suit most property sizes
Can be installed in a 290mm deep cupboard
Easier to manoeuvre
For easy installation
For easy maintenance
For a neater finish
Neater installations for hidden pipework
For versatile siting and easy replacement
Easy to transport and unpack
Compatible with Baxi uSense smart wired thermostat
Suitable for off gas applications

† Subject to registration and an annual service. Terms and conditions apply. Visit [baxi.co.uk/warranty](http://baxi.co.uk/warranty)



# Baxi 400 Combi

		424 Combi 7656162	428 Combi 7656163	428 LPG Combi 7676760
Sales code (boiler only)				
<b>Gas</b>				
Natural gas		✓	✓	✗
Propane LPG		✗	✗	✓
Inlet supply pressure (natural gas)	mbar (nominal)	20	20	20
Maximum Gas Rate (G20) Q <sub>max</sub>	m <sup>3</sup> /hr	2.61	3.06	3.06
Heat input CH	kW (max) Gross (Q <sub>nHs</sub> )	22.87	27.42	27.42
	kW (min) Gross (Q <sub>nHs</sub> )	5.44	5.44	5.44
Heat output CH (non-condensing)	kW (Max) (P <sub>n</sub> )	20	20	20
	kW (Min) (P <sub>n</sub> )	4.8	4.8	4.8
Heat output CH (condensing)	kW (Max) (P <sub>nc</sub> )	21.8	21.8	21.8
	kW (Min) (P <sub>nc</sub> )	5.2	5.2	5.2
Heat input domestic hot water (DHW)	kW max gross (Q <sub>nwHs</sub> )	27.4	32.1	32.1
Heat output domestic hot water (DHW)	kW max	24	28	28
Water heating efficiency class		A	A	A
<b>Electrical</b>				
Permanent live required		✓	✓	✓
External fuse rating	Amps	3	3	3
Pump overrun		✓	✓	✓
Integral 'boiler only' frost thermostat		✓	✓	✓
<b>Hydraulic</b>				
Maximum DHW flow rate (Delta T @ 35°C rise)	l/min	9.8	11.5	11.5
Minimum DHW flow rate required	l/min	2	2	2
Minimum operating DHW pressure required	bar	0.15	0.15	0.15
Integral expansion vessel	Size (litres)	7	7	7
Maximum capacity of CH system	Litres	120	120	120
Integral automatic bypass		✓	✓	✓
<b>Weights</b>				
Installer Lift Weight (boiler)	(kg)	26	26	26

## What's in the box?

Baxi 400 Combi boiler



Wall mounting bracket




Literature and fittings pack



Copper pipe tails

- CH 22mm
- DHW 15mm
- Ga 15mm
- Condense 21.5mm
- Safety discharge pipe connection 15mm

## What's inside?



## Dimensions

A width 395mm  
B height 700mm  
C depth 279mm

## Service clearances

D side 5mm\*  
E upper 178mm\*  
F lower 200mm\*  
G front 6mm\*†

\* These are minimum recommended dimensions, greater clearance will aid installation and maintenance  
† 450mm for servicing purposes

**BAXI**  
Make it easy

# Baxi 400 Heat



**ONLY**  
19.5kg

**NO**  
PUMP  
OVERRUN

COMPATIBLE  
**WITH**  
MEGAFLO  
CYLINDERS



The Baxi 400 Heat is, at only 17.4kg, the lightest boiler available on the UK market.\*\* It has a central top flue and in case rear flue option and does not need a pump overrun or permanent live, making it suitable as a replacement for old boilers. Small enough to fit into a cupboard, the Baxi 400 Heat has a contemporary style that will also fit with any modern interior.

## Feature

Outputs 15kW, 18kW and 24kW
Only 17.4kg installer lift weight
Compact cupboard fit
Easy fit wall mounting bracket
One metre lead included
Top or in case rear flue
Simple fixing of rear flue
No pump overrun or permanent live required
Front and side access
Wide choice of flue lengths, bends and accessories

## Benefit

To suit most property sizes
The lightest boiler available in the UK**
Can be installed discreetly
Robust with a positive fix and audible lock so you know it's secure
Easy to install and you don't need access to the control box
For ease of installation
For easy and fail-safe flue fixing
Saves time and money during installation, and less disruption for the householder
Servicing is easier and quicker, and no special tools are required
For versatile siting

† Subject to registration and an annual service. Terms and conditions apply. Visit [baxi.co.uk/warranty](http://baxi.co.uk/warranty)

\*\* As at October 2018

# Baxi 400 Heat

		415 Heat 7668933	418 Heat 7668934	425 Heat 7668935
Sales code (boiler only)				
<b>Gas</b>				
Natural gas		✓	✓	✓
Propane LPG		N/A	N/A	N/A
Inlet supply pressure (natural gas)	mbar (nominal)	20	20	20
Heat input CH	kW (max) Gross (Q <sub>n</sub> Hs)	18.32	21.75	28.62
	kW (min) Gross (Q <sub>n</sub> Hs)	8.59	8.59	8.59
Heat output CH (non-condensing)	kW (Max) (P <sub>n</sub> )	16	19	25
	kW (Min) (P <sub>n</sub> )	7.5	7.5	7.5
<b>Electrical</b>				
Permanent live required		✗	✗	✗
External fuse rating	Amps	3	3	3
Pump overrun		✗	✗	✗
<b>Weights</b>				
Installer Lift Weight (boiler)	(kg)	17.4	17.4	17.4

## What's in the box?

Baxi 600 Heat boiler

Wall mounting bracket



Top flue adaptor



Literature and fittings pack



Copper pipe tails (gas connection and fibre washer)



Power Lead



## What's inside?



## Dimensions

## Service clearances

A width 370mm  
B height 625mm  
C depth 270mm

D side 5mm\*  
E upper 190mm\* (35mm if using rear flue)  
F lower 120mm\* (35mm in 300mm deep wall cupboard)  
G front 5mm\*†

\* These are minimum recommended dimensions, greater clearance will aid installation and maintenance  
† 500mm for servicing purposes

**BAXI**  
Make it easy

# Baxi 200 Combi



**COMPACT  
SIZE**

**SIMPLE  
HANGING  
BRACKET**

**OPTIONAL  
STAND  
OFF  
FRAME**



The Baxi 200 is a high efficiency boiler; simple to use and provides plenty of heating and hot water. The boiler is compact and small enough to fit in a kitchen cupboard and has the option to be operated using a smart phone or tablet. The reliable Baxi technology is backed by a three year parts and labour warranty\* for peace of mind.

## Feature

Outputs: 24kW and 28kW

Compact size

26kg lift weight

Simple hanging bracket

Modular fan gas air unit

Easily accessible electrical connections

Optional stand off frame

Industry leading choice of flue lengths, bends and accessories

Vertical packaging

OpenTherm Interface

## Benefit

To suit most property sizes

Can be installed in a 290mm deep cupboard

Easier to manoeuvre

For easy installation

For easy maintenance

For easy maintenance

Neater installations for hidden pipework

For versatile siting and easy replacement

Easy to transport and unpack

Compatible with Baxi uSense smart wired thermostat

\* Subject to registration and an annual service. Terms and conditions apply. Visit [baxi.co.uk/warranty](http://baxi.co.uk/warranty)

# Baxi 200 Combi

		224 Combi 7656160	228 Combi 7656161
Sales code (boiler only)			
<b>Gas</b>			
Natural gas		✓	✓
Inlet supply pressure (natural gas)	mbar (nominal)	20	20
Maximum Gas Rate (G20) Q <sub>max</sub>	m <sup>3</sup> /hr	2.61	3.06
Heat input CH	kW (max) Gross (Q <sub>nHs</sub> )	22.87	27.42
	kW (min) Gross (Q <sub>nHs</sub> )	5.44	5.44
Heat output CH (non-condensing)	kW (Max) (P <sub>n</sub> )	20	20
	kW (Min) (P <sub>n</sub> )	4.8	4.8
Heat output CH (condensing)	kW (Max) (P <sub>nc</sub> )	21.8	21.8
	kW (Min) (P <sub>nc</sub> )	5.2	5.2
Heat input domestic hot water (DHW)	kW max gross (Q <sub>nwHs</sub> )	27.4	32.1
Heat output domestic hot water (DHW)	kW max	24	28
Water heating efficiency class		A	A
<b>Electrical</b>			
Permanent live required		✓	✓
External fuse rating	Amps	3	3
Pump overrun		✓	✓
Integral 'boiler only' frost thermostat		✓	✓
<b>Hydraulic</b>			
Maximum DHW flow rate (Delta T @ 35°C rise)	l/min	9.8	11.5
Minimum DHW flow rate required	l/min	2	2
Minimum operating DHW pressure required	bar	0.15	0.15
Integral expansion vessel	Size (litres)	7	7
Maximum capacity of CH system	Litres	120	120
Integral automatic bypass		✓	✓
<b>Weights</b>			
Installer Lift Weight (boiler)	(kg)	26	26

## What's in the box?

Baxi 200 Combi boiler



Wall mounting bracket




Literature and fittings pack



Copper pipe tails

- CH 22mm
- DHW 15mm
- Ga 15mm
- Condense 21.5mm
- Safety discharge pipe connection 15mm

## What's inside?



## Dimensions

A width 395mm  
B height 700mm  
C depth 279mm

## Service clearances

D side 5mm\*  
E upper 178mm\*  
F lower 200mm\*  
G front 6mm\*†

\* These are minimum recommended dimensions, greater clearance will aid installation and maintenance  
† 450mm for servicing purposes

**BAXI**  
Make it easy

# Flue solutions

Multifit flue kits now come with positive screw fixings for all connections and are available in a choice of lengths to reduce the need for onsite cutting. By popular demand we offer a choice of colours for the terminals to match existing rainwater systems.

	Flue type	Group A	Group G
Maximum permissible equivalent flue lengths for Baxi combi, system boilers are:	Horizontal concentric Vertical concentric	10m 10m	20m 20m
Maximum permissible equivalent flue lengths for Baxi heat only boilers are:	Horizontal concentric Vertical concentric	6m 6m	12m 12m
Where inline bends are required in a flue system, the overall length must be reduced by the following amounts:	Concentric pipes	135° bend 93° bend	0.5m 1m

## Horizontal concentric flues Ø 60/100mm

### Multifit Flue Group A

Item	Description (multifit) flue system	Colour	Specification	Key and OD dimensions	Sales code
1	Horizontal telescopic flue inc. low profile elbow and fixing screws	White pipe/ white terminal	315mm - 500mm	60/100mm	720599401
2	Horizontal telescopic flue inc. low profile elbow and fixing screws	White pipe/ black terminal	315mm - 500mm	60/100mm	720598701
3	Horizontal telescopic flue inc. low profile elbow and fixing screws	White pipe/ brown terminal	315mm - 500mm	60/100mm	720642701
4	Standard horizontal flue inc. low profile elbow and fixing screws*	White pipe/ black terminal	685mm	100mm	7222019
5	Flue terminal deflector	White		60mm	720644201
6	Flue terminal deflector	Black		60mm	5111068
7	Flue terminal deflector	Brown		60mm	720644301
8	1m flue extension inc. fixing screws	White	1000mm	100mm	720648801
9	0.5m flue extension inc. fixing screws	White	500mm	100mm	720643001
10	0.25m flue extension inc. fixing screws	White	250mm	100mm	720643101
11	93° flue bend inc. fixing screws	White	93°	100mm	720648401
12	135° flue bend inc. fixing screws	White	135°	100mm	720648501
13	135° flue bend inc. fixing screws (pair)	White	135°	100mm	720647901
14	Offset adaptor elbow	White	EcoBlue Advance Combi and Ecoblue 32 System only	100mm	720635501
15	Stainless steel terminal guard - Ø 60/100	S/S	Stainless steel	100mm	720627901

## Plume displacement kits Ø 60/100mm

### Multifit Flue Group A

Item	Description (multifit) flue system	Colour	Specification	Key and OD dimensions	Sales code
16	Plume displacement terminal kit for telescopic flue inc. 1m extension and brackets	White		60mm	720627001
17	Plume displacement kit extension and brackets	White	1000mm	60mm	720643401
18	Plume displacement kit bend	White	93°	60mm	5121369
19	Plume displacement kit bend - pair	White	135°	60mm	5121370
20	Plume displacement terminal kit for telescopic flue inc. 1m extension and brackets	Black		60mm	720622901
21	Plume displacement kit extension and brackets	Black	1000mm	60mm	720643301
22	Plume displacement kit bend	Black	93°	60mm	720648701
23	Plume displacement kit bend - pair	Black	135°	60mm	720648601
24	Plume displacement terminal kit inc. 1m extension and brackets	White		60mm	7225717
25	Plume displacement terminal kit inc. 1m extension and brackets	Black		60mm	7225716

\* Not compatible with items 16 and 20

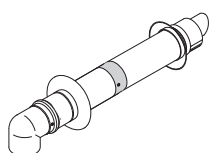


# Vertical concentric flues Ø 60/100mm

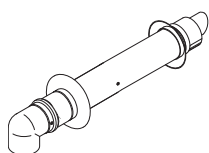
## Multifit Flue Group A

Item	Description (multifit) flue system	Colour	Specification	Key and OD dimensions	Sales code
26	Under balcony eaves flue kit	White	135°	60mm	7211039
27	Under balcony eaves flue kit	Black	135°	60mm	7211041
28	Vertical flue terminal	Black		100mm	5118576
29	Vertical ridge flue terminal	Brown		100mm	720647101
30	Roof cover plate			125mm	246143
8	1m flue extension inc. fixing screws	White	1000mm	100mm	720648801
9	0.5m flue extension inc. fixing screws	White	500mm	100mm	720643001
10	0.25m flue extension inc. fixing screws	White	250mm	100mm	720643101
11	93° flue bend inc. fixing screws	White	93°	100mm	720648401
12	135° flue bend inc. fixing screws	White	135°	100mm	720648501
13	135° flue bend (pair) inc. fixing screws	White	135°	100mm	720647901
31	Pitched roof flashing		25°/50°	125mm	5122151
32	Flat roof flashing			125mm	246144

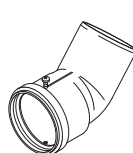
1 2 3



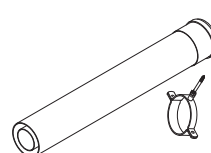
4



5 6 7



8 9 10



11

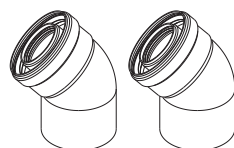


12

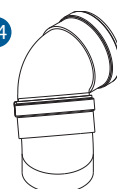


13

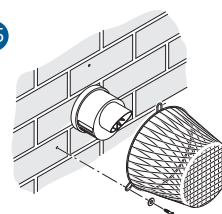
(x2)



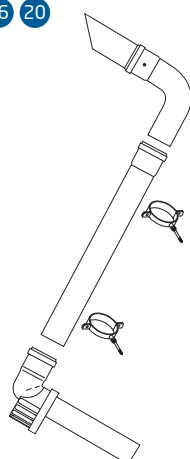
14



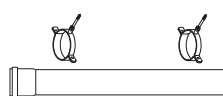
15



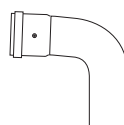
16 20



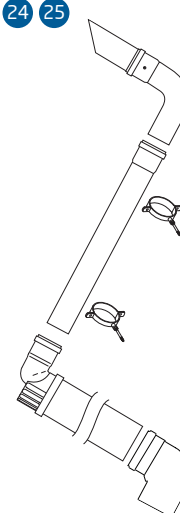
17 21




18 22



24 25

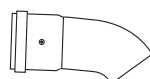


28



19 23

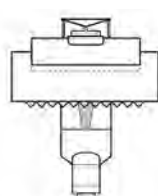
(x2)



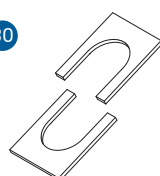
26 27



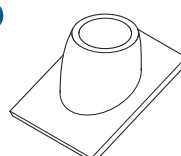
29



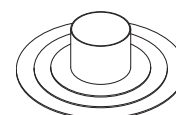
30



31



32



# Flue solutions

## Horizontal concentric flues Ø 80/125mm

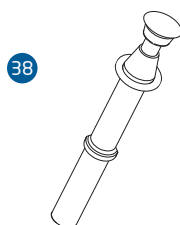
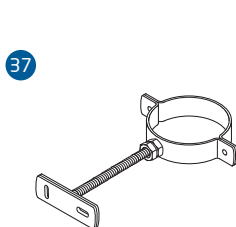
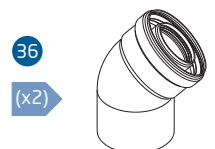
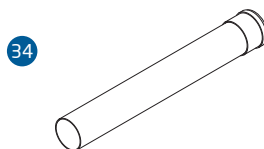
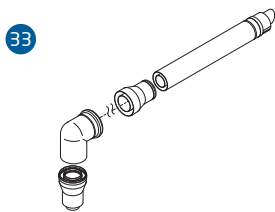
### Multifit Flue Group G

Item	Description (multifit) flue system	Colour	Specification	Key and OD dimensions	Sales code
33	Horizontal flue inc. boiler and terminal adaptors	Black		125mm	5118580
34	1m flue extension	White	1000mm	125mm	5118584
35	Flue bend	White	91.5°	125mm	5118588
36	Flue bend (pair)	White	135°	125mm	5118597
37	Pipe support bracket	White	125mm flue pipes	125mm	5118610

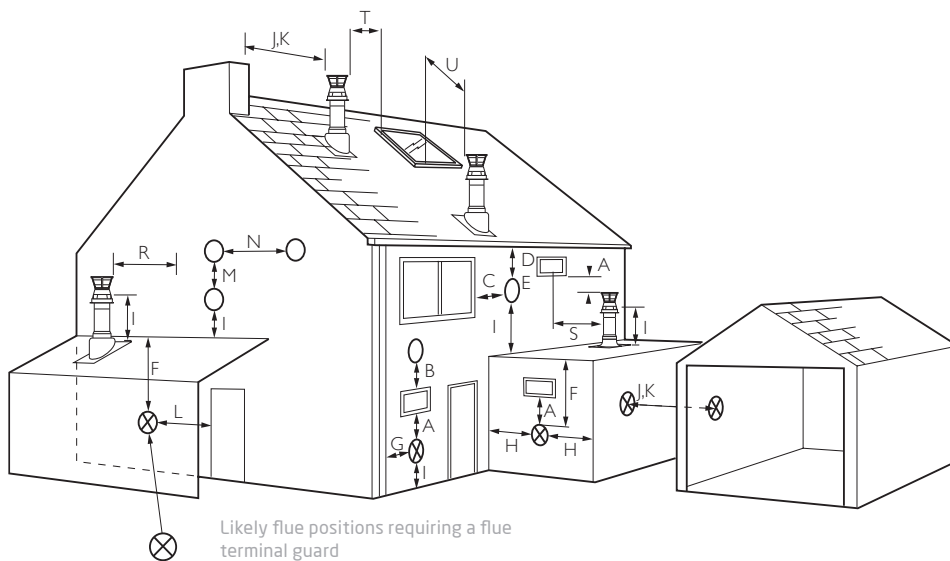
## Vertical concentric flues Ø 80/125mm

### Multifit Flue Group G

Item	Description (multifit) flue system	Colour	Specification	Key and OD dimensions	Sales code
38	Vertical flue terminal	Black		125mm	5111078
34	1m flue extension	White	1000mm	125mm	5118584
35	Flue bend	White	91.5°	125mm	5118588
36	Flue bend (pair)	White	135°	125mm	5118597
30	Roof cover plate			125mm	246143
39	Flue vertical adaptor	White		100/125mm	5111070
31	Pitched roof flashing		25°/55°	125mm	5122151
32	Flat roof flashing			125mm	246144
36	Pipe support brackets	White	125mm flue pipes	125mm	5118610





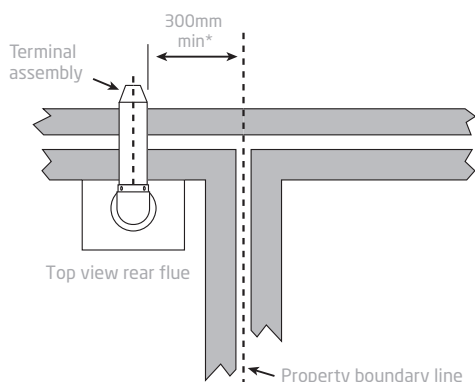


### Terminal position with minimum distance

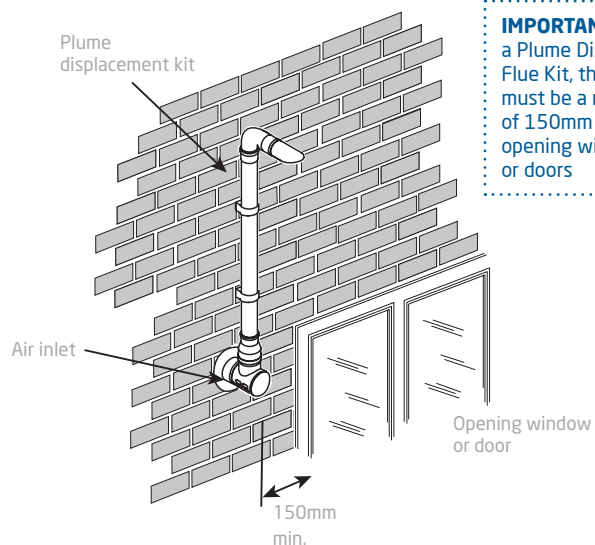
- A<sup>1</sup> Directly below an opening, air brick, opening windows etc  
 B<sup>1</sup> Above an opening, air brick, opening window etc  
 C<sup>1</sup> Horizontally to an opening, air brick, opening window etc  
 D<sup>2</sup> Below gutters, soil pipes or drain pipes  
 E<sup>2</sup> Below eaves  
 F<sup>2</sup> Below balconies or car port roof  
 G<sup>2</sup> From a vertical drain pipe or soil pipe  
 H<sup>2</sup> From an internal or external corner  
 I Above ground, roof or balcony level  
 J From a surface or boundary line facing a terminal  
 K From a terminal facing a terminal (Horizontal flue)  
 K From a terminal facing a terminal (Vertical flue)

(mm)		
L	From an opening in a carport (e.g. door, window) into the dwelling	1200
M	Vertically from a terminal on the same wall	1500
N	Horizontally from a terminal on the same wall	300
R	From adjacent wall to flue (vertical only)	300
S	From an adjacent opening window (vertical only)	300
T	Adjacent to windows or openings on pitched and flat roofs	600
U	Below windows or openings on pitched roofs	2000

- In addition, the terminal should be no nearer than 150mm to an opening in the building fabric formed for the purpose of accommodating a built-in element such as a window frame.
- Only ONE 25mm clearance is allowed per installation. If one of the dimensions D, E, F, G or H is 25mm then the remainder MUST be as B.S.5440-1.



























**NOTE:** The distance from a fanned draught appliance terminal installed parallel to a boundary may not be less than 300mm in accordance with the diagram.



**IMPORTANT:** If fitting a Plume Displacement Flue Kit, the air inlet must be a minimum of 150mm from any opening windows or doors

# Optional controls, accessories and compatibility

Product	Sales code
	Baxi single channel wired programmable room thermostat 7212438
	Surface Mount 24 hour timer 720971401
	Baxi uSense wired  7649277
	Potterton EP Series 1 7211472
	Baxi single channel wired programmer 7212444
	2 channel wired programmer kit 7212443
	Potterton EP Series 2 7211473
	Baxi wireless 7 day programmable room stat 720030501
	Baxi room thermostat 720971601
	Multifit GasSaver 2 flue Gas Heat Recovery (FGHR)  7712941
	Multifit on wall outdoor sensor kit 7703233
	Multifit IFOS Combi  7724181
	Multifit IFOS System  7729979
	Multifit IFOS Ridge Tile  7729943
	Multifit IFOS Extension 7724260
	Multifit pre-plumb jig 7682545
	Multifit rear pipework 7682790
	Filling loop kit 248221
	Multifit Easy-Fill 7665482
	Remote secondary Prv kit 5121379

Compatibility										
Platinum+ Combi	Platinum+ System	800 Combi	800 System	800 Heat	600 Combi	600 System	600 Heat	400 Combi	400 Heat	200 Combi
		•			•			•		•
•		•			•			•		•
•		•			•			•		•
•		•			•			•		•
•		•		•	•		•	•	•	•
	•		•	•		•	•		•	
	•		•	•		•	•		•	
•		•			•			•		•
•	•	•	•	•	•	•	•	•	•	•
		•	•		•	•				
•		•			•					
•		•			•			•		•
			•			•				
•		•	•		•	•		•		•
•		•	•		•	•		•		•
		•			•					
		•			•					
•	•	•	•	•	•	•	•	•	•	•
•		included as standard			included as standard			•		•
•	•	•	•		•	•		•		•

## **Baxi installers can get hands on with free product training.**

Baxi offer practical hands on training to installers at one of our national, market leading training centres nationwide.

### **Practical, hands-on training**

Baxi has built a reputation as one of Europe's most trusted boiler manufacturers by consistently setting and raising standards. We are always searching for new and better ways to service and support installers. That's why our training is very practical and hands-on. Every course in this guide is designed to help you improve your skills, so you can work confidently and efficiently.

### **Delivered by experts**

Our trainers are accredited, former heating engineers with over 300 years combined experience, they have experience of the challenges faced day-in, day-out.

### **Local training centres across the UK**

Wherever you are, you don't have to travel far to improve your skills.

### **CIPHE**

Our flagship training centres in Warwick, Dartford, Warrington and Godmanchester have been awarded CIPHE Approved Training Centre (ATC) status, the first boiler manufacturer to receive this status.

### **Tailored to your needs**

Our courses are flexible to fit in with your requirements and schedule.

To find out more or book onto an upcoming training course, please contact your local Baxi Area Sales Manager.



#### HOW WE MAKE IT EASY

Local training centres means less travelling for you



# BAXI | WORKS

## A loyalty scheme to prioritise, support and reward you for choosing Baxi.

Baxi Works is here to support installers and reward them for choosing Baxi.



### Prioritising you

- Same or next day engineer call out from Baxi Customer Support\*
- Priority 30 second phone line for service call out
- Priority access to our technical helpline
- Access exclusive technical information
- Become a Baxi Approved Installer and enjoy even more benefits\*

### Supporting you

- Free Gas Safe notification and easy warranty registration
- Barcode scanner for even quicker boiler registrations
- Free annual service reminders sent to your customers on your behalf
- Free listing on baxi.co.uk to receive homeowner leads

### Rewarding you

- Earn points for every boiler you register
- Spend your points in the Baxi Works rewards catalogue
- Rewards include gadgets, vouchers, tools, workwear and much more
- Receive exclusive offers and discounts with industry organisations

\*Full Baxi Works terms and conditions apply.



To find out more or to  
join today visit [baxiworks.co.uk](http://baxiworks.co.uk)



## Download the Baxi Toolbelt App

Registering boilers on Baxi Works is even easier using the free Toolbelt App. Simply scan the barcode and register the boiler for warranty and Gas Safe while you're on site!

### The App includes:

- Access to Baxi Works
- Barcode scanner for even quicker boiler registrations
- Access to the rewards catalogue
- Error codes for all of our current Baxi products
- How – to videos
- A gas flow rate calculator
- A simple single drop gas pipe sizing calculator



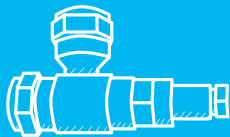
# How we can help



## Baxi Customer Support

- Team of experts with products at hand to support installation, service and repair
- Further technical support and how-to videos available at **baxi.co.uk**

Call us on **0344 871 1525**



## Baxi Genuine Parts

- Approved parts for Baxi products
- Guaranteed quality, safety and reliability
- Nationwide network of approved stockists
- Lifetime support for Baxi products
- Range of heating essentials available

Call our knowledgeable and helpful team on **0344 871 1540** or visit **[baxi.co.uk/baxi-genuine-parts.htm](https://baxi.co.uk/baxi-genuine-parts.htm)** to identify parts and find your nearest stockist



## Training

- Practical, hands on training
- Free of charge product training
- A range of specialist courses
- Expert trainers, all accredited, former heating engineers
- Training centres across the UK

Visit **[baxi.co.uk/training](https://baxi.co.uk/training)** or call **0344 335 4207**





## Baxi Works

Sign up to **Baxi Works**, Baxi's online loyalty scheme for installers. Benefits include:

- Same or next day engineer call out from Baxi Customer Support\*
- Free Gas Safe notification and easy warranty registration
- Scan your barcodes using the Baxi Toolbelt App
- Free annual service reminders sent to your customers on your behalf
- Free listing on [baxi.co.uk](http://baxi.co.uk) to receive homeowner leads
- Earn points for every boiler you register

Visit **[baxiworks.co.uk](http://baxiworks.co.uk)** to find out more



## Area sales managers

Our UK wide network of dedicated Baxi Area Sales Managers are always on hand to help you with any queries about our products, training and services.

Find your local representative at **[baxi.co.uk](http://baxi.co.uk)**



## Literature

You can order all the literature you need for you and your customers, including:

- Range guides
- Product brochures for consumers
- Installation instructions
- User guides
- Instructions for discontinued products

Call the Baxi literature hotline on **0344 871 1525** or contact your local Baxi Area Sales Manager.

All our literature can be downloaded from our website **[baxi.co.uk](http://baxi.co.uk)**

## This image shows a full page of blank, lined paper. It features approximately 28 horizontal blue lines spaced evenly across the page, typical of standard notebook paper. The lines are thin and light blue, set against a plain white background. There are no margins, text, or other markings on the page.

[illegible]



0344 871 1525

#### Opening hours

Monday - Friday, 8.00am - 6.00pm

Weekends and bank holidays, 8.30am - 2.00pm

We are open 365 days a year.

Please note calls may be monitored or recorded.



[baxi.co.uk](http://baxi.co.uk)



[info@baxi.co.uk](mailto:info@baxi.co.uk)



Baxi

Brooks House

Coventry Road

Warwick CV34 4LL

#### Follow us



This brochure is printed on paper sourced from well managed forests and other controlled sources, using vegetable based inks. Please recycle this brochure when you have finished with it.

Baxi policy is one of continual improvement and development. The right to change specification and appearance without prior notice is reserved. The reproduction of colours is as accurate as photographic and printing processes allow. The consumer's statutory rights are not affected. e&oe

Baxi range guide/Oct20

**BAXI**  
Make it easy